

ANZ-Roy Morgan

Australian Consumer Confidence

23 April 2025

This is not personal advice. It does not consider your financial situation or goals. Please refer to the Important Notice.

Contributors

Sophia Angala

Economist

Sophia.Angala@anz.com

Adelaide Timbrell

Senior Economist

Adelaide.Timbrell@anz.com

Contacts

Previous reports available to subscribers at [ANZ Research](https://www.research.anz.com)

Update your subscription at www.research.anz.com

Bloomberg

AU: ALLX AUANZ <GO>

NZ: ALLX NZANZ <GO>

Listen to our [daily podcast](#)

Add [RSS feed](#)

*From 3 January 2022, the interviews for the consumer confidence survey have taken place Monday to Sunday. Previously they were done at the weekend (Saturday and Sunday).

Rise despite global uncertainty

- Consumer confidence rose 1.3pts last week to 85.5pts. The four-week moving average grew 0.3pts to 85.5pts.
- 'Weekly inflation expectations' lifted 0.3ppt to 4.9%, while the four-week moving average was steady at 4.7%.
- 'Current financial conditions' (over the last year) decreased 2.5pts, while 'future financial conditions' (next 12 months) jumped 5.4pts.
- 'Short-term economic confidence' (next 12 months) increased 3.9pts, and 'medium-term economic confidence' (next five years) ticked down 0.1pts.
- The 'time to buy a major household item' subindex eased 0.2pts.

ANZ-Roy Morgan Consumer Confidence and inflation expectations

Last week 14–20 Apr	Weekly change, pts	Four-week average	Monthly average since 1990	Inflation expectations (four-week ma)
85.5	1.3	85.5	109.7	4.7%

The weekly ANZ-Roy Morgan Australian Consumer Confidence rating is based on 1,028 interviews conducted online and over the telephone during the week to Sunday.

*Not seasonally adjusted. Further data history on page 6.

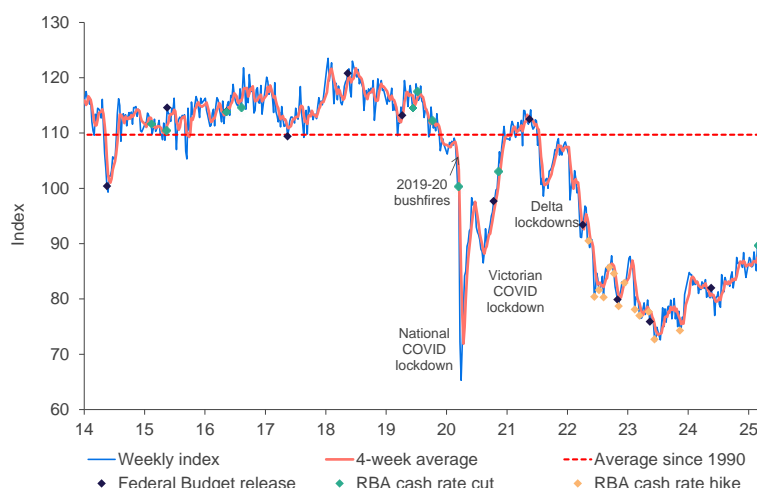
ANZ Economist, Sophia Angala, commented:

ANZ-Roy Morgan Australian Consumer Confidence rose 1.3pts last week to 85.5pts. This was largely a reversal of falling confidence about the 12-month outlook in the previous week.

Consumer confidence, on a four-week moving average basis, has remained within a tight 85–88pts range since late October 2024. It seems that the upward pressure on confidence from improving domestic incomes is being offset by increasing risk in global economic activity from ongoing tariff announcements.

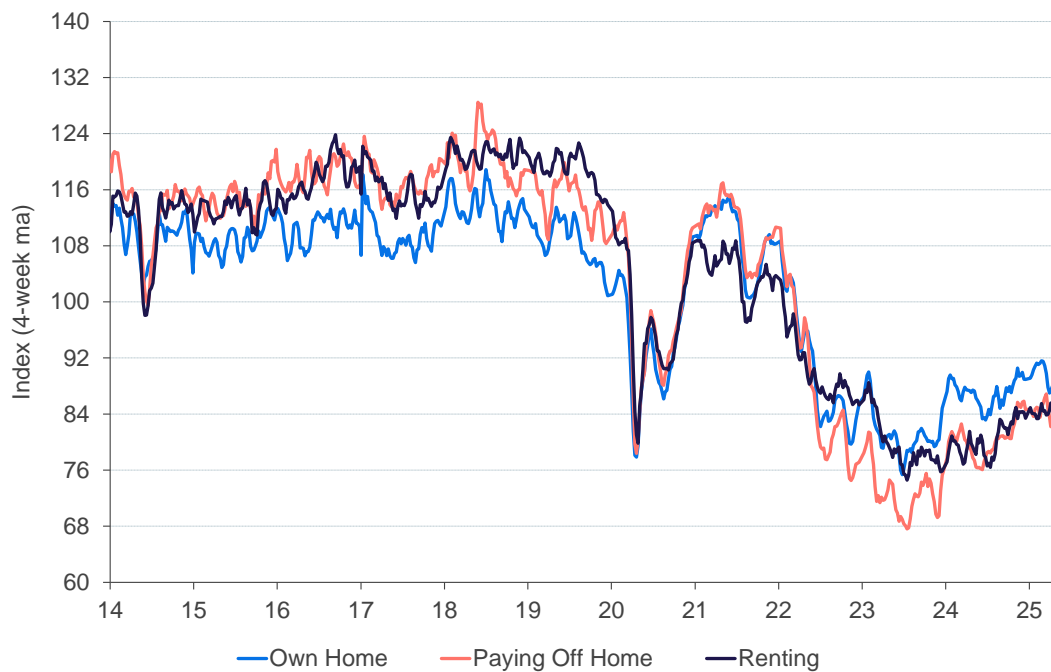
Alongside the 0.3ppt rise in 'Weekly inflation expectations' last week, global trade uncertainty is likely continuing to impact household confidence.

ANZ-Roy Morgan Consumer Confidence rose 1.3pts last week



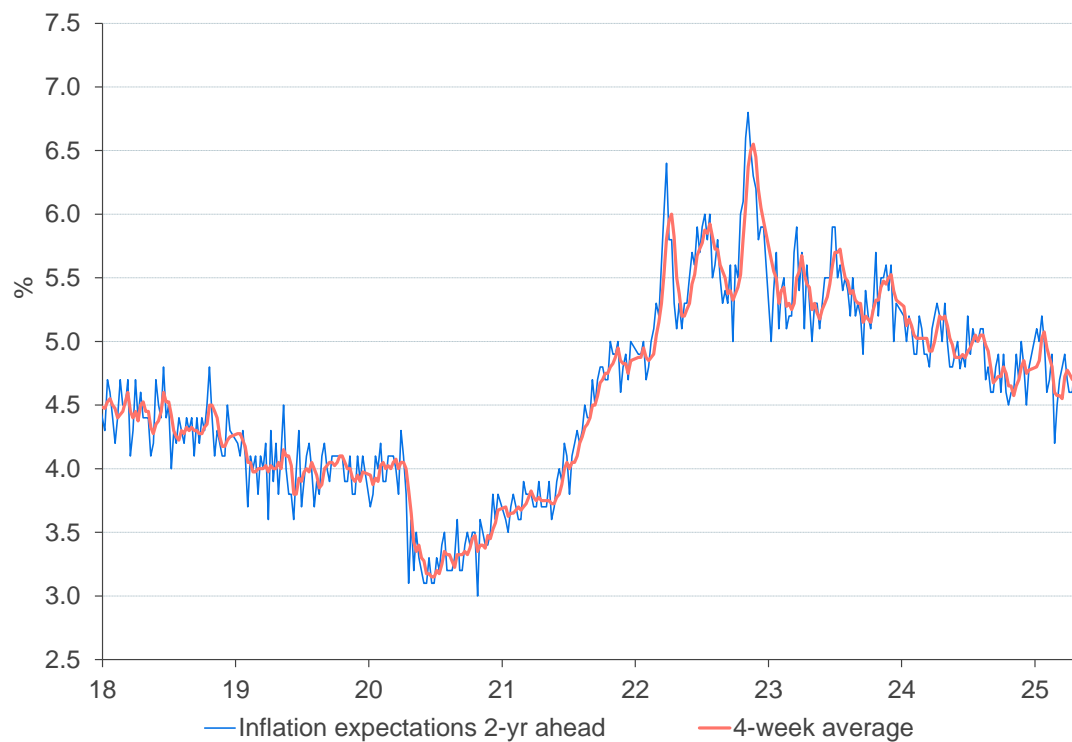
Source: ANZ-Roy Morgan, ANZ Research

Figure 1. Four-week moving average of consumer confidence, by housing cohort



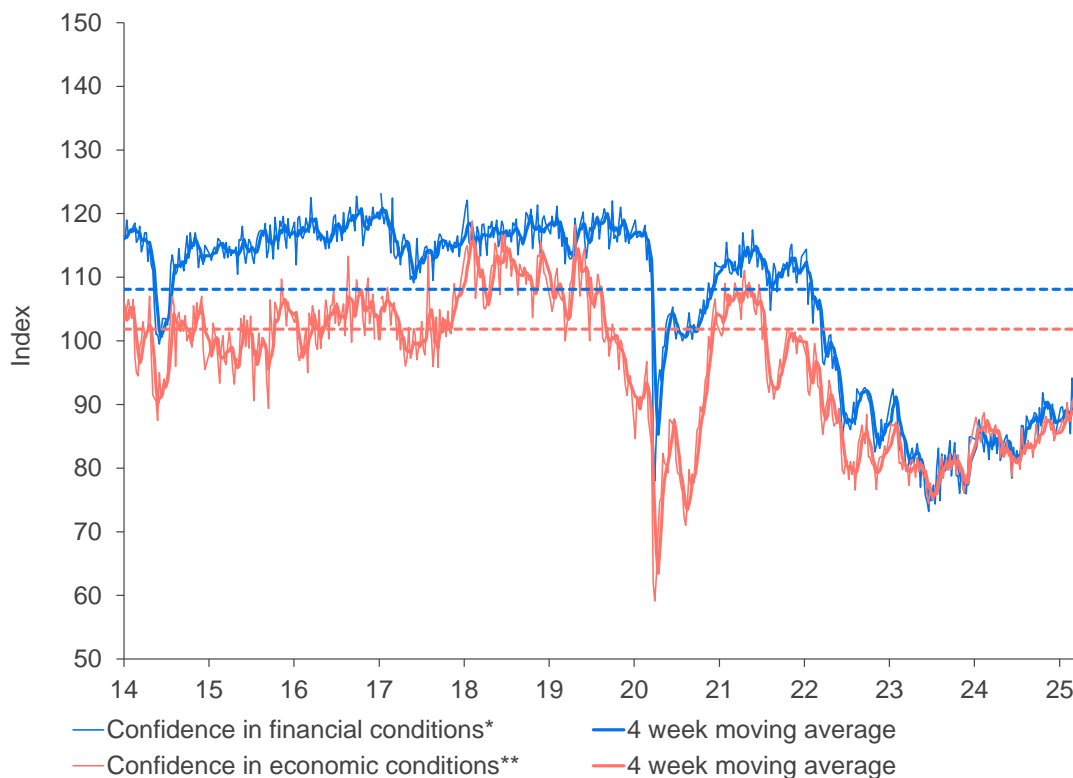
Source: ANZ-Roy Morgan

Figure 2. 'Weekly inflation expectations' lifted 0.3ppt to 4.9%



Source: ANZ-Roy Morgan

Figure 3. Confidence in financial and economic conditions improved



Source: ANZ-Roy Morgan

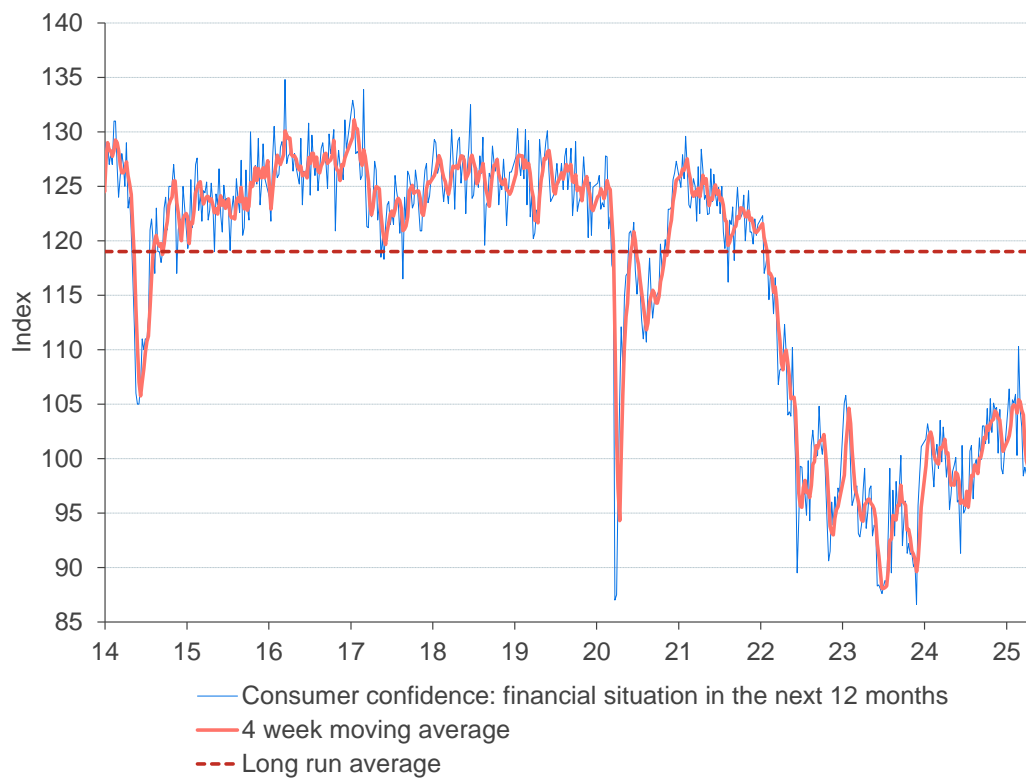
*Financial conditions index is an average of 'financial situation compared to a year ago' and 'financial situation next year' subindices. **Economic conditions index is the average of the 'economic conditions in 12 months' and 'economic conditions in five years' subindices.

Figure 4. 'Current financial conditions' decreased 2.5pts



Source: ANZ-Roy Morgan

Figure 5. 'Future financial conditions' jumped 5.4pts



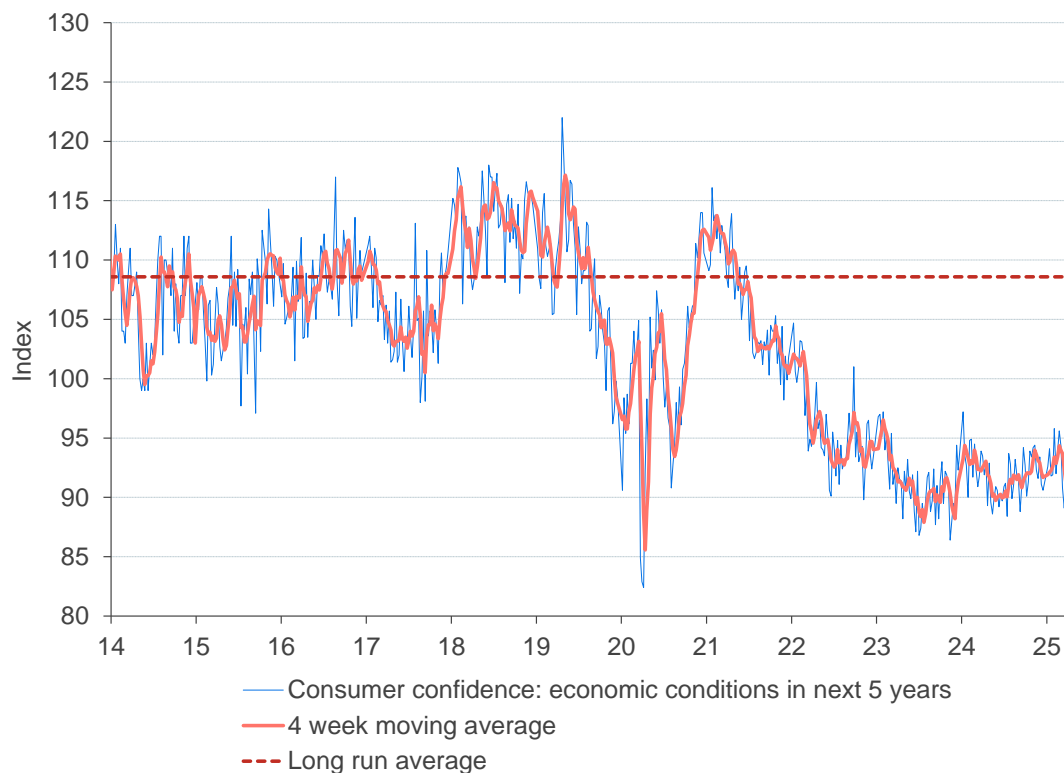
Source: ANZ-Roy Morgan

Figure 6. 'Short-term economic confidence' increased 3.9pts



Source: ANZ-Roy Morgan

Figure 7. 'Medium-term economic confidence' ticked down 0.1pts



Source: ANZ-Roy Morgan

Figure 8. 'Time to buy a major household item' eased 0.2pts



Source: ANZ-Roy Morgan

Figure 9. ANZ-Roy Morgan Australian Consumer Confidence

	Headline index		Subindices				Inflation Expectations	
	Last week	4-week moving average	1. Financial situation compared to a year ago	2. Financial situation next year	3. Economic conditions next year	4. Economic conditions next 5 years	5. Time to buy a major household item	6. Inflation expectations 2-years ahead (%)
Avg since 2001	115	-	102	124	103	113	132	-
2010 avg	124	-	101	127	124	130	139	5.7
2011 avg	114	-	97	117	101	116	140	6.0
2012 avg	113	-	99	118	97	113	138	5.8
2013 avg	119	-	104	128	106	118	139	5.0
2014 avg	111	-	104	121	94	106	132	4.9
2015 avg	112	-	107	124	94	106	131	4.4
2016 avg	115	-	109	127	99	108	134	4.1
2017 avg	114	-	105	124	100	105	135	4.4
2018 avg	119	-	108	126	109	113	135	4.4
2019 avg	114	-	109	126	101	109	126	4.0
2020 avg	96	-	92	117	69	100	102	3.5
2021 avg	108	-	101	123	98	106	113	4.2
2022 avg	89	-	84	103	76	96	84	5.6
2023 avg	78	-	68	95	69	91	67	5.4
2024 avg	83	-	71	100	77	92	74	4.9
7-Jan-24	84.8	81.0	67.1	101.8	78.8	97.2	79.0	5.2
14-Jan-24	84.4	83.0	69.7	103.2	79.6	93.6	76.0	5.0
21-Jan-24	84.4	83.9	72.9	102.3	77.6	92.7	76.7	5.2
28-Jan-24	82.5	84.0	68.5	102.4	78.1	90.0	73.7	5.1
4-Feb-24	83.8	83.8	69.2	99.5	81.2	94.8	74.3	4.9
11-Feb-24	82.6	83.3	67.7	97.4	82.5	94.9	70.3	4.9
18-Feb-24	82.8	82.9	70.2	100.2	79.1	91.7	72.9	5.2
25-Feb-24	83.2	83.1	67.5	101.3	80.7	94.5	72.1	5.1
3-Mar-24	81.0	82.4	63.6	99.1	79.1	92.3	70.8	4.9
10-Mar-24	82.2	82.3	66.7	103.5	79.2	90.9	70.5	4.9
17-Mar-24	81.7	82.0	66.1	99.7	79.3	91.8	71.3	4.8
24-Mar-24	83.1	82.0	69.3	102.9	78.2	93.9	71.1	5.1
31-Mar-24	82.8	82.5	68.5	101.0	80.1	93.5	71.0	5.2
7-Apr-24	81.9	82.4	66.3	98.3	78.8	91.9	73.8	5.3
14-Apr-24	83.5	82.8	71.3	99.9	77.6	92.9	75.9	5.2
21-Apr-24	80.3	82.1	67.1	95.3	73.9	89.3	75.9	5.0
28-Apr-24	81.1	81.7	67.5	96.7	74.9	92.9	73.4	5.3
5-May-24	80.5	81.4	68.9	98.8	73.8	89.6	71.5	5.0
12-May-24	80.2	80.5	70.1	99.4	75.7	88.6	67.1	4.8
19-May-24	82.0	81.0	70.4	100.1	78.3	89.9	71.5	4.8
26-May-24	80.2	80.7	70.5	96.0	72.9	90.9	70.8	4.9
2-Jun-24	80.5	80.7	69.8	96.2	73.8	90.6	72.1	5.0
9-Jun-24	77.0	79.9	65.6	91.3	68.2	89.2	70.6	4.8
16-Jun-24	80.3	79.5	65.3	101.2	73.6	90.3	71.3	4.9
23-Jun-24	80.4	79.6	67.1	95.0	73.5	89.7	76.5	4.8
30-Jun-24	81.3	79.8	70.2	95.3	71.2	90.9	78.7	5.2
7-Jul-24	79.0	80.3	65.5	96.5	71.8	91.2	69.7	4.9
14-Jul-24	78.5	79.8	67.0	95.4	71.2	88.4	70.6	5.1
21-Jul-24	84.4	80.8	72.7	100.7	78.8	93.7	75.8	5.0
28-Jul-24	83.1	81.3	72.1	101.2	74.4	92.8	74.7	5.0
4-Aug-24	81.3	81.8	69.9	96.3	74.4	89.9	76.0	5.1
11-Aug-24	83.9	83.2	77.0	99.4	74.7	91.1	77.3	5.1
18-Aug-24	83.0	82.8	75.1	99.9	75.6	93.2	71.3	4.7
25-Aug-24	82.6	82.7	73.6	98.9	74.8	91.8	73.9	4.8
1-Sep-24	83.1	83.2	73.0	101.9	76.4	91.5	72.5	4.6
8-Sep-24	82.3	82.8	75.7	99.9	74.6	88.8	72.6	4.6
15-Sep-24	84.1	83.0	74.5	103.0	76.9	91.2	74.9	4.8
22-Sep-24	84.9	83.6	74.0	103.0	79.6	94.2	73.4	4.9
29-Sep-24	82.0	83.3	67.3	101.4	77.5	92.7	71.1	4.6
6-Oct-24	83.5	83.6	74.4	104.6	77.6	90.1	71.0	4.9
13-Oct-24	83.4	83.5	71.8	101.4	79.6	91.3	72.7	4.6
20-Oct-24	87.5	84.1	78.2	105.5	80.4	93.9	79.5	4.5
27-Oct-24	86.4	85.2	77.5	102.4	81.0	93.4	77.4	4.6
3-Nov-24	86.5	86.0	75.8	105.1	82.1	94.2	75.4	4.6
10-Nov-24	86.7	86.8	74.0	104.5	80.2	94.4	80.3	4.9
17-Nov-24	86.8	86.6	75.2	104.7	82.5	92.3	79.0	4.7
24-Nov-24	85.7	86.4	74.7	100.5	80.3	91.6	81.5	5.0
1-Dec-24	88.4	86.9	75.6	104.5	79.5	93.4	89.0	4.8
8-Dec-24	85.5	86.6	71.7	99.1	77.5	91.1	86.3	4.5
15-Dec-24	83.9	85.9	72.3	98.6	79.7	90.6	78.4	4.8
5-Jan-25	87.5	86.3	74.7	104.3	80.4	92.6	85.6	5.1
12-Jan-25	87.1	86.0	72.9	106.4	81.2	94.1	81.0	5.0
19-Jan-25	85.8	86.1	73.6	102.8	82.1	91.8	78.4	5.2
26-Jan-25	86.0	86.6	72.1	105.4	83.0	91.9	77.6	5.0
2-Feb-25	88.5	86.9	73.9	105.1	84.8	95.8	82.7	4.6
9-Feb-25	86.7	86.8	71.2	105.9	82.8	92.0	81.8	4.7
16-Feb-25	85.1	86.6	70.5	100.3	80.8	94.0	79.7	4.9
23-Feb-25	89.8	87.5	78.0	110.3	85.4	95.6	79.8	4.2
2-Mar-25	87.7	87.3	75.6	104.4	84.5	94.3	79.6	4.5
9-Mar-25	86.9	87.4	77.1	102.9	81.2	90.8	82.8	4.7
16-Mar-25	83.8	87.1	74.2	98.4	76.3	89.1	81.0	4.8
23-Mar-25	84.2	85.7	71.7	99.2	75.7	90.9	83.4	4.9
30-Mar-25	85.3	85.1	76.3	98.5	79.7	88.4	83.8	4.7
4-Apr-25	86.8	85.0	74.0	101.4	83.3	94.0	81.3	4.6
13-Apr-25	84.2	85.1	72.6	97.8	76.9	91.7	81.9	4.6
20-Apr-25	85.5	85.5	70.1	103.2	80.8	91.6	81.7	4.9

Source: ANZ-Roy Morgan

Important notice

[4 April 2019]

This publication is published by Australia and New Zealand Banking Group Limited ABN 11 005 357 522 (ANZBGL) in Australia. This publication is intended as thought-leadership material. It is not published with the intention of providing any direct or indirect recommendations relating to any financial product, asset class or trading strategy.

The information in this publication is not intended to influence any person to make a decision in relation to a financial product or class of financial products. It is general in nature and does not take account of the circumstances of any individual or class of individuals. Nothing in this publication constitutes a recommendation, solicitation or offer by ANZBGL or its branches or subsidiaries (collectively "ANZ") to you to acquire a product or service, or an offer by ANZ to provide you with other products or services. All information contained in this publication is based on information available at the time of publication. While this publication has been prepared in good faith, no representation, warranty, assurance or undertaking is or will be made, and no responsibility or liability is or will be accepted by ANZ in relation to the accuracy or completeness of this publication or the use of information contained in this publication. ANZ does not provide any financial, investment, legal or taxation advice in connection with this publication.